

A social narrative for school visits

This story will give you an idea of what to expect during a visit to the Art Gallery.



WELCOME

What is the Govett Brewster?

The Govett Brewster is an art gallery.

It holds many interesting displays to see and hear like paintings, photos, movies and music.



The outside of the building is made up of two different materials. One side is made from stainless steel which looks and acts like a giant curvy mirror. The other side is an old building.

Tomokanga / Entrance


A school bus, or a car will park near the art gallery entrance.

I will enter the building through the automatic sliding glass doors at the front.



Waahi pātai me te rōnaki / Front desk and ramp

Once inside, I will walk past the front desk and gift shop.
Then wait patiently on the ramp until the class starts.



Torore Pēke / Bag trolley

I will wait for my turn to put my bag or jacket on the bag rack.



Akomanga - Education Class

My class might have a special lesson with a gallery teacher.

My teacher will introduce them to me and my classmates. The gallery teacher will welcome us to the gallery and ask questions.



I will listen carefully and try to sit still.
If I want to answer a question, I will put my hand up first and wait until it is my turn to speak.



Ngā waahi o te Whare whakairo toi / Gallery spaces

I will walk around the gallery and I will keep my hands by my side. Only the gallery staff can touch the art.

Some rooms may also be dark, but they are safe. It is a good idea to stay close to a teacher or an adult and let them know if I feel uncomfortable.



Ngā mahi toi / Art

There are many different kinds of artworks on display. Some move fast and can make loud noises and have bright lights.

The artworks are safe. It is a good idea to tell a teacher or an adult if I feel uncomfortable.



Mahi toi ā kopa / Classroom art

We may visit the classroom and make our own art.
Some materials have a strong smell and may make my
hands dirty.

This is okay as there is a tap for washing hands
afterwards.



Ngā wharepaku - Toilets

If I need to go to the bathroom, I
will tell my teacher or another adult,
and they will take me to the bathroom.

There may be other people in the bathroom as well.

I will remember to flush the toilet and wash
my hands.



Kai me te wai - Food and Water

If my teacher says it's snack time, I can eat and drink
in the classroom!

I will sit down and put my rubbish in the bin.



Panoni mahi toi / Change of artworks

The art gallery often changes the artworks. If artworks are being changed, I might see and hear staff drilling holes or making loud noises. There may even be the smell of paint.



Visual Schedule

Here is what my visit might look like:

1. Arrive at the gallery
2. Enter the building
3. Sit with my class
4. Be introduced to the teachers
5. Attend a special lesson
6. Eat and drink
7. Use the bathroom if needed
8. Say goodbye and leave



MIHARO

be amazed at

Puke Ariki
WELLINGTON LIBRARIES - VISITOR INFORMATION

**GOVETT -
BREWSTER
CENTRE
ART
GALLERY**

education visits

**For information and to book your class visit:
miharoexperience.nz**